



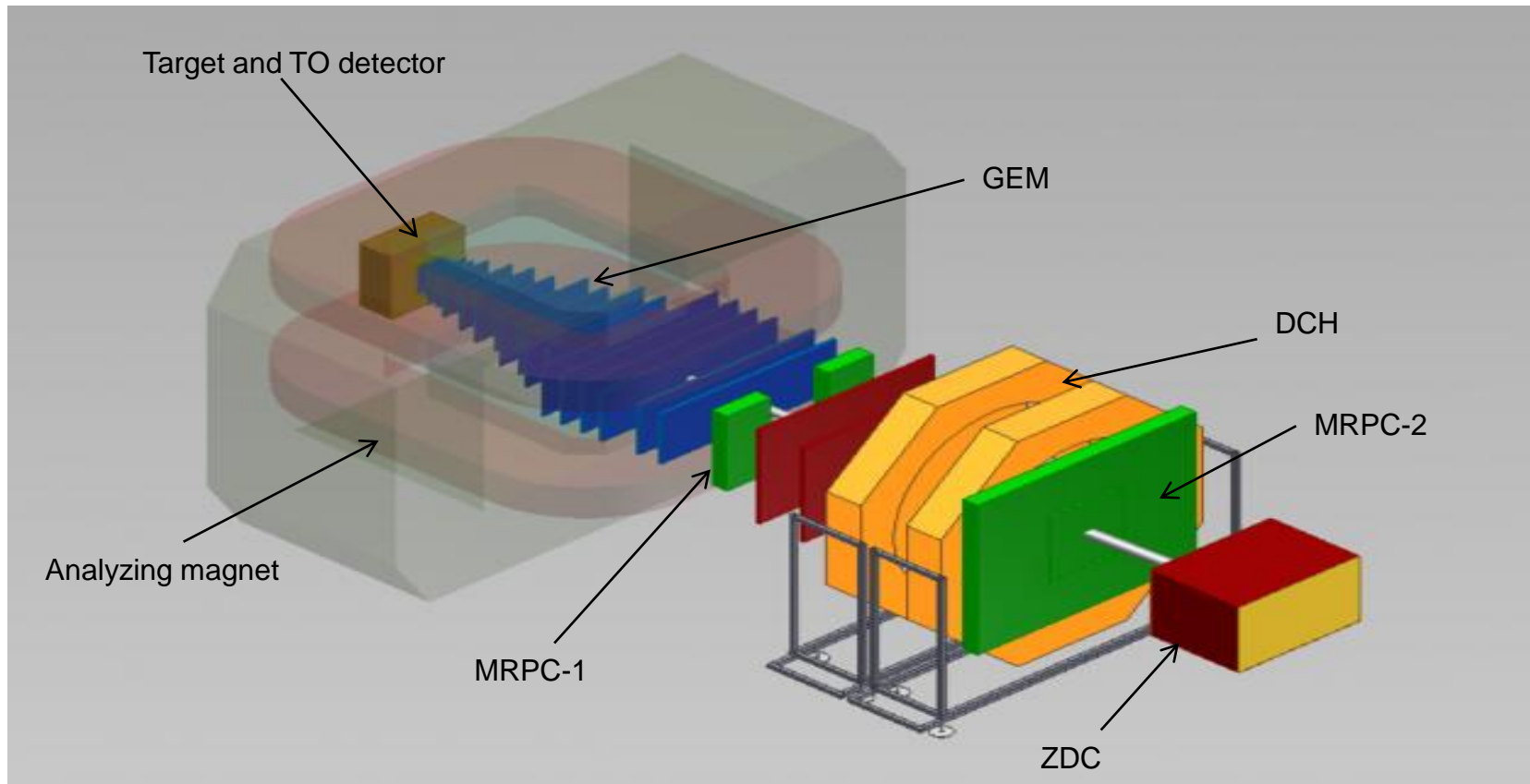
GEM central tracking detectors

Anna Maksymchuk on behalf of BM@N Collaboration

Alushta-2018

BM@N experiment

Collisions of Nuclotron heavy ion beams with fixed targets provide a unique opportunity to study **strange mesons** and **multi-strange hyperons** close to the kinematic threshold. One of the main goals of the experiment is to measure yields of **light hyper-nuclei**, which are expected to be produced in coalescence of Λ -hyperons with nucleons.



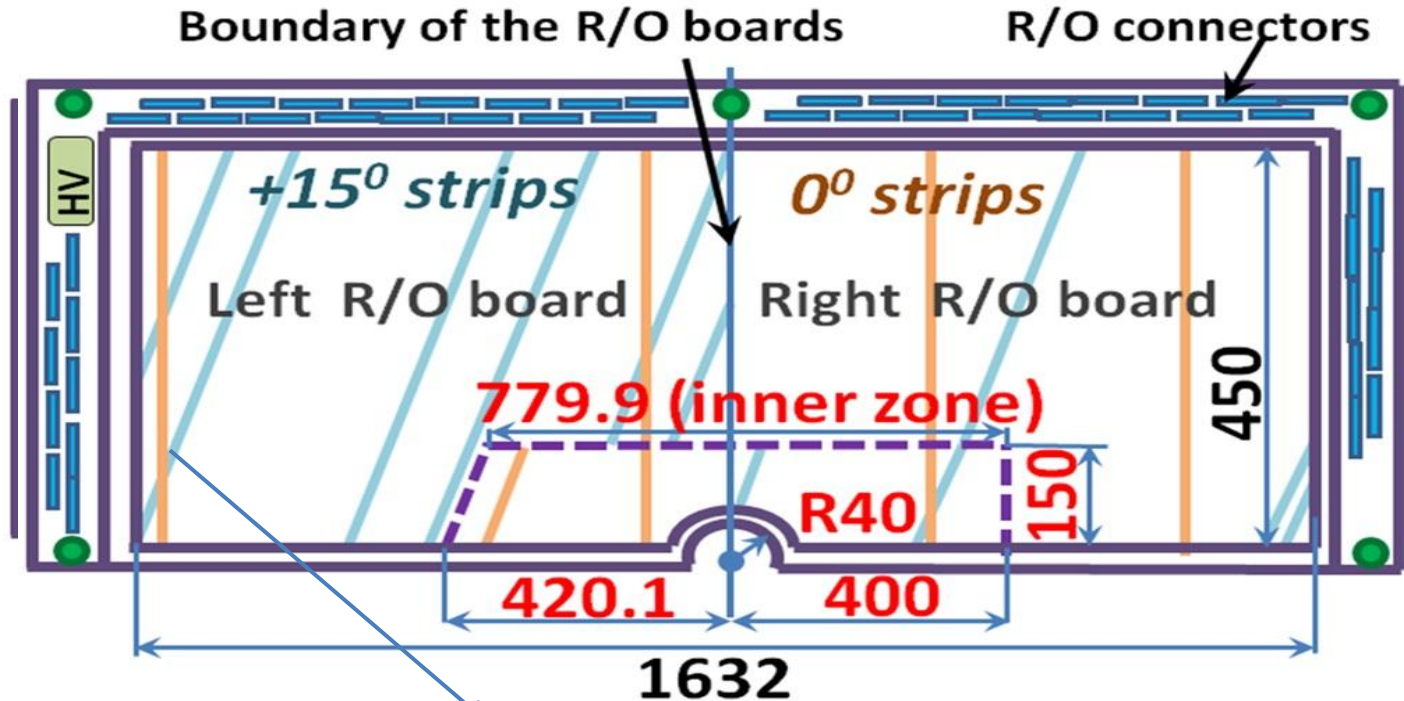
Basic requirements for the BM@N tracking system

Tracking system of the BM@N experiment will provide precise momentum measurements of the cascade decays products of multi-strange hyperons and hyper-nuclei produced in central Au-Au collisions. All physics measurements will be performed in conditions of high beam intensities in collisions with large multiplicity of charged particles. This requires the use of detectors with the capacity to resolve multi tracks produced at very high rate.

The basic requirements for the tracking system are:

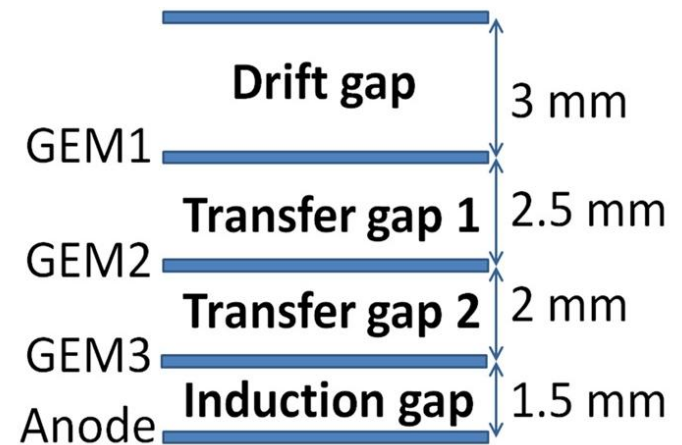
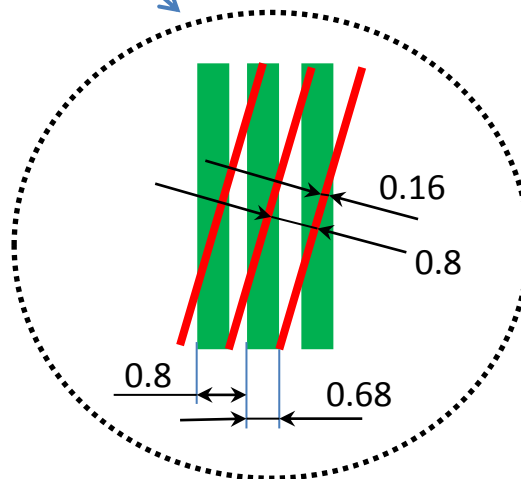
- capability of stable operation in conditions of high loadings up to 10^5 Hz/cm²;
- high spatial and momentum resolution;
- high geometrical efficiency (better than 95%);
- maximum possible geometrical acceptance within the BM@N experiment dimensions;
- tracking system detectors must function in a 0.8 T magnetic field.

BM@N GEM 1632x450 mm² chambers



GEM group:

M. Kapishin, K. Kapusniak,
 V. Karjavine, S. Khabarov,
 A. Kolesnikov, E. Kulish,
 A. Makankin, A. Maksymchuk,
 B. Mehl, R. De Oliveira,
 A. Rodriguez and S. Vasiliev




GEM assembly at CERN Workshop

Readout board preparation




Right readout board




Gluing of the readout boards
on the honeycomb support plane


GEM assembly at CERN Workshop



Base plastic frame




GEM foil tests




GEM foil preliminary stretching


GEM assembly at CERN Workshop



Nuts in plastic frames




Brass fitting




Stack of 3 GEMs

Cathode plane

GEM assembly at CERN Workshop



Stretching process

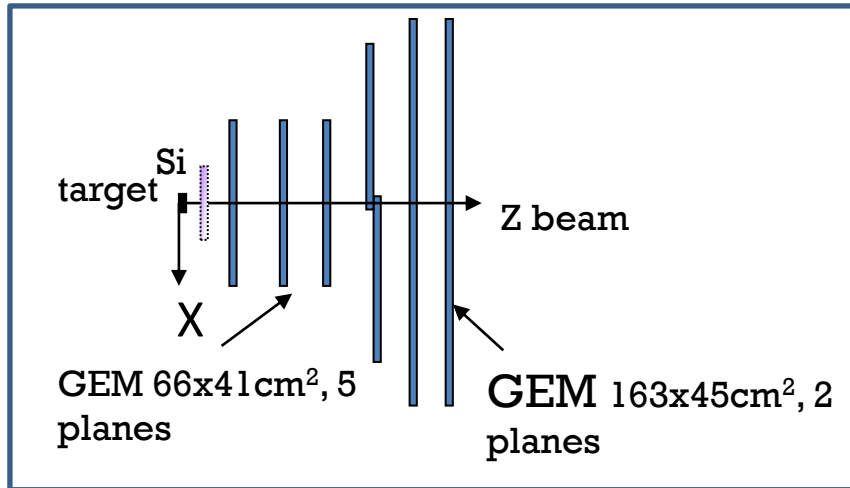


HV divider

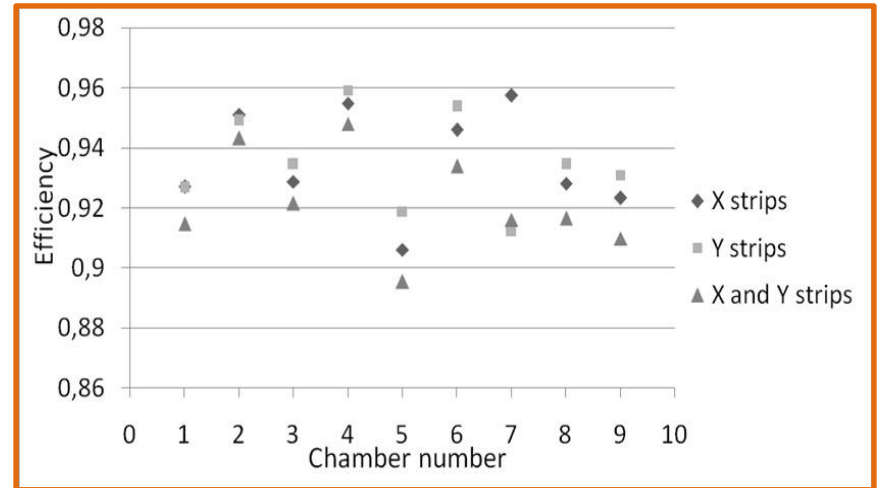


Assembled
GEM
chamber

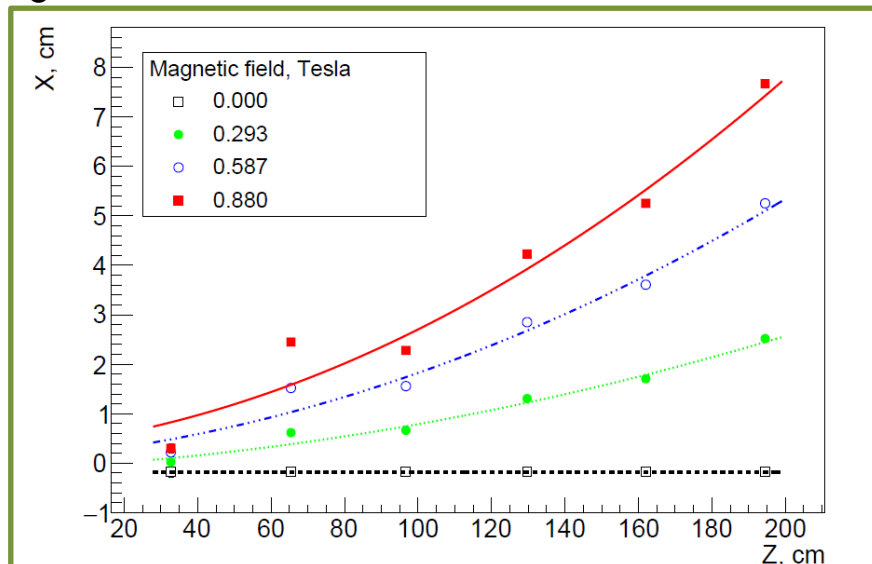
GEM tests at Nuclotron deuteron beam



GEM configuration

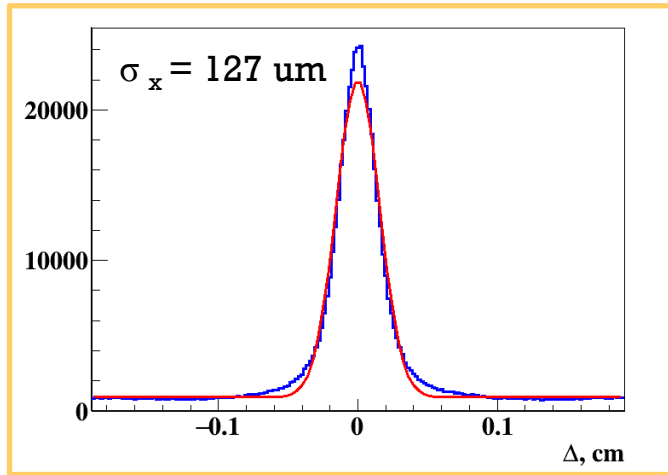


GEM efficiencies

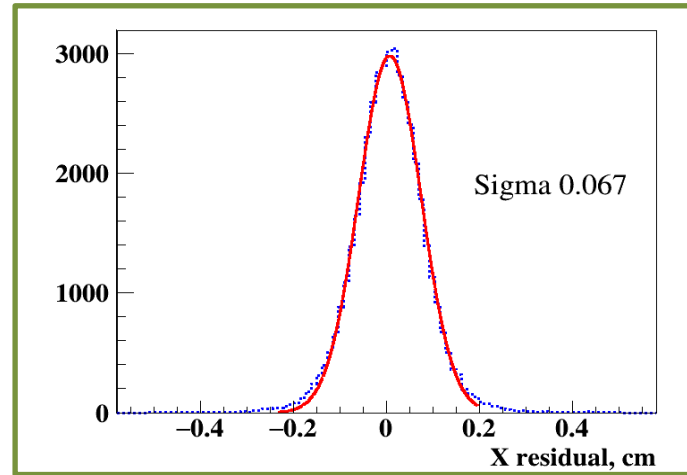


The average trajectories of the deuteron beam and the average Lorentz shifts of an electron avalanche in 6 GEM planes measured for four values of the magnetic field.

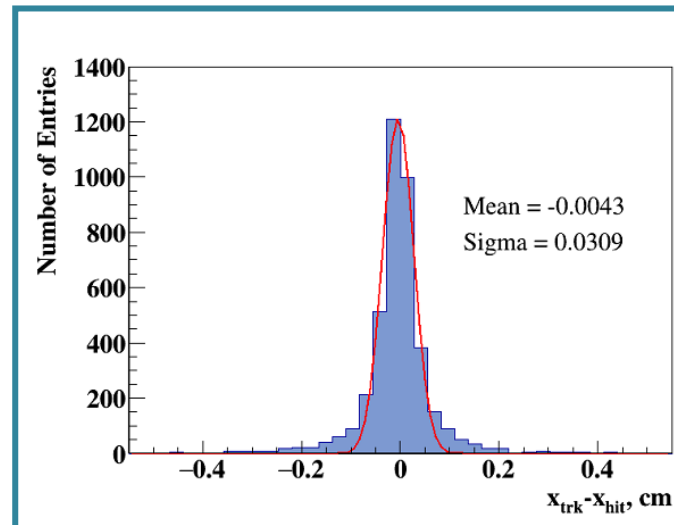
GEM tests at Nuclotron d and C beams



GEM hit residuals, w/o magnetic field,
Ar(90)/IsoButane(10), deuteron beam



GEM hit residuals, magnetic field 0.79 T,
Ar(90)/IsoButane(10), deuteron beam




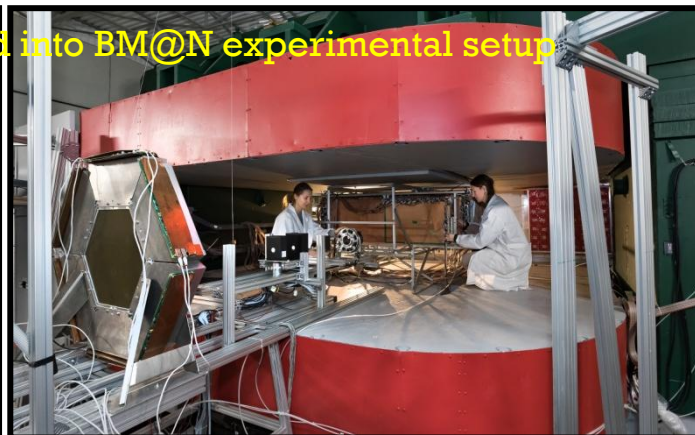
GEM hit residuals, magnetic field 0.59 T,
Ar(70)/CO2(30), carbon beam

Conclusions

Triple GEM detectors of the BM@N tracker system have been assembled and studied in the d, C, Ar, Kr beams of the Nuclotron accelerator. The measured parameters of the GEM detectors are consistent with the design specifications. Seven GEM chambers with the size of 1632 mm × 450 mm are **the biggest GEM detectors produced in the world for today.**



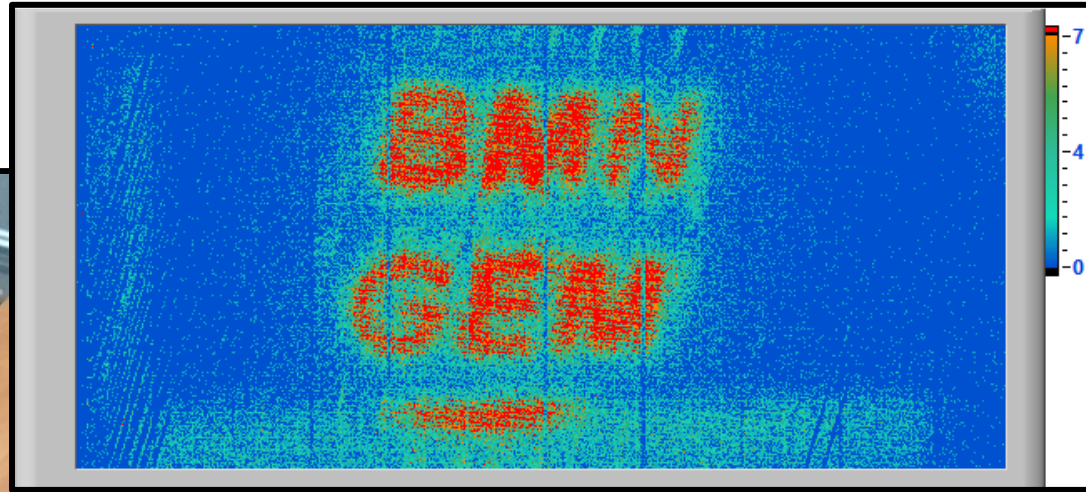

GEM chambers integrated into BM@N experimental setup



GEM 1632x450 mm² chamber
Tests at clean room

For today GEM tracking system is:

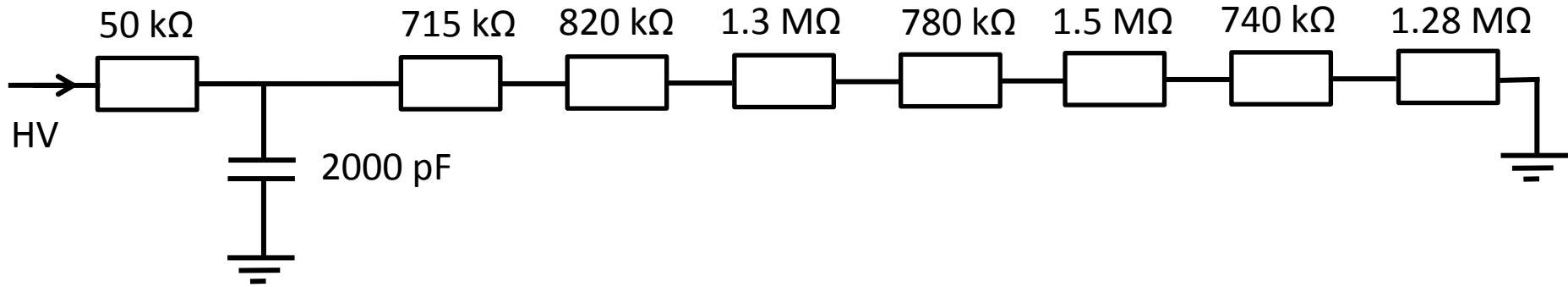
- 12 chambers 660x412 mm² (5) and 1632x450 mm² (7),
- ~ 6.5 m² active area,
- ~ 1 billion of independent amplification channels,
- ~ 45000 strips/electronics channels,
- > 3 km of control and readout cables.



**Thank you for
your attention!**

Back-up slides

GEM HV divider scheme

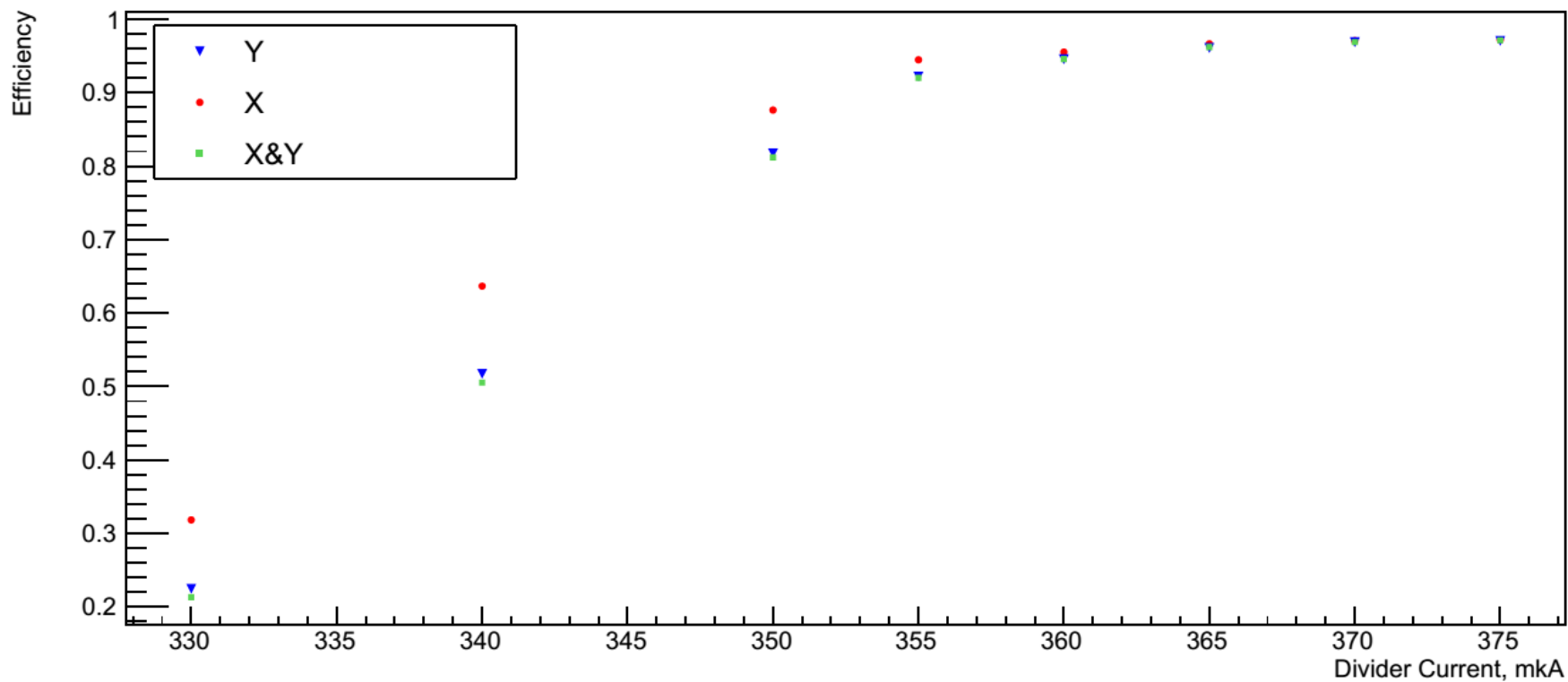


I, mA	DR, kv/cm	G1, v	TR1, kv/cm	G2, v	TR2, kv/cm	G3, v	IND, kv/cm
370	0.88	303.4	1.92	288.6	2.78	273.8	3.16
490	1.17	402	2.58	382	3.68	363	4.18

370 mA – working point for Ar(90)/Isobutane(10) gas mixture

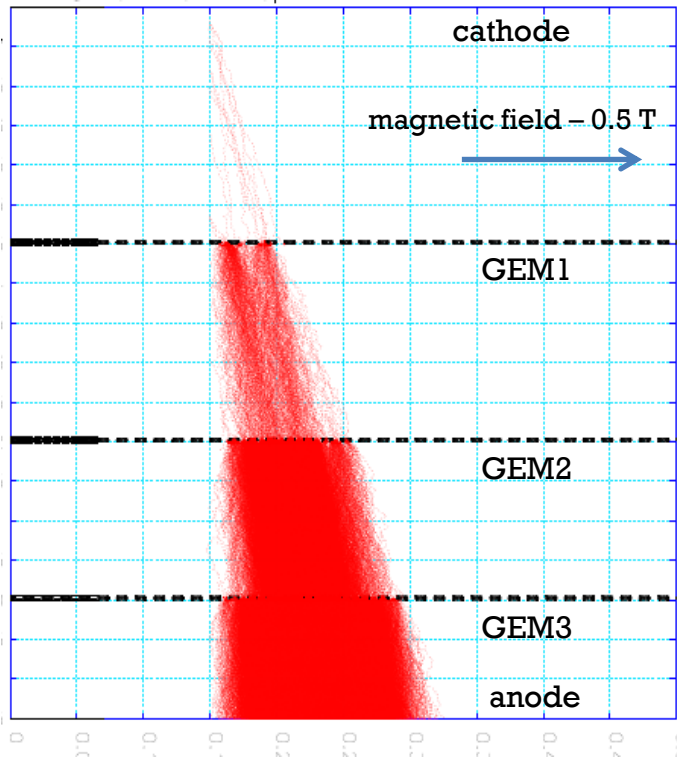
490 mA – working point for Ar(70)/CO₂(30) gas mixture

M2 Efficiency



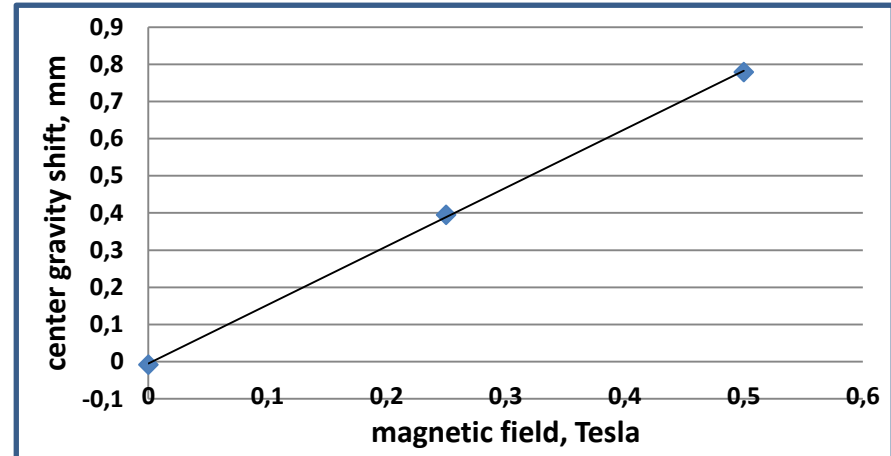
Electrons drift due to magnetic field (Garfield & Maxwell simulations)

Simulation of electron shift in
magnetic field

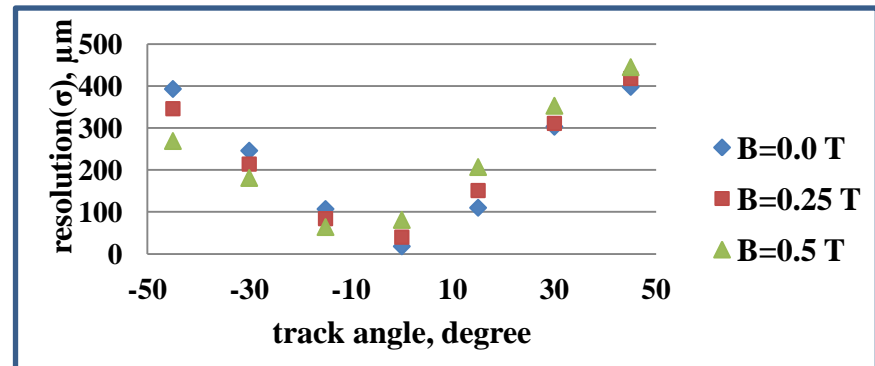


Ar(70)/CO₂(30) gas mixture

Center gravity shift vs magnetic field



Space resolution vs magnetic field and
track angle



GEM Electronics

	VA162	VA163
Number of channels	32	32
Input charge	-1.5pC ÷ +1.5fC	-750fC ÷ +750fC
Shaping time	2÷2.5μs	500ns
Noise	2000e ENC at 50pF load	1797e ENC at 120pf load
Linearity positive charge	1%	0.5%
Linearity negative charge	3%	1.4%
Gain	0.5 μA/fC	0.88μA/fC
Total power max.	66mW	77mW

