



NRC «Kurchatov Institute» – ITEP,  
Moscow, Russia



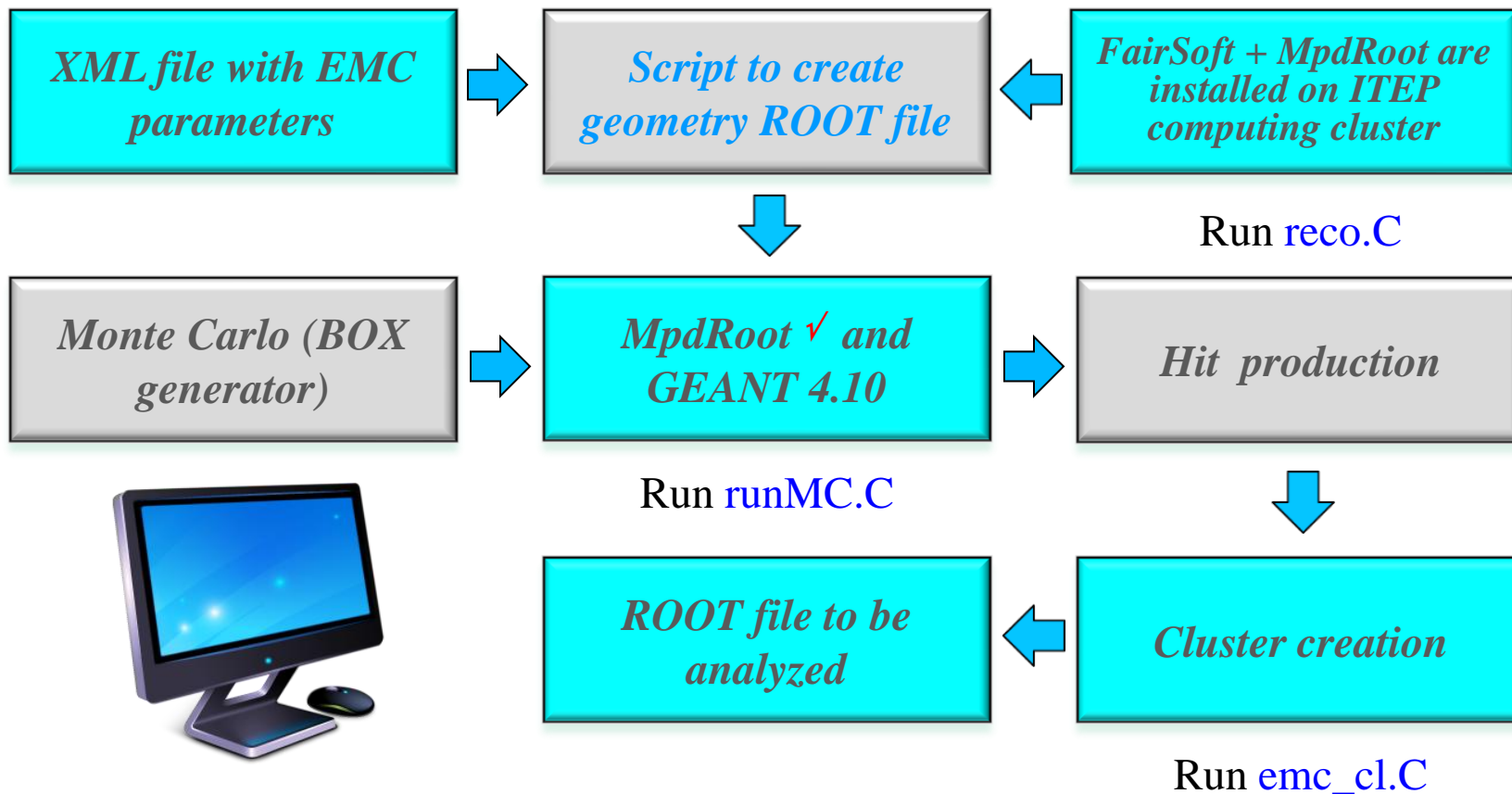
## *EMC geometry and cluster production for MPD detector*

*V.V. Kulikov, M.A. Martemianov,  
M.A. Matsyuk*

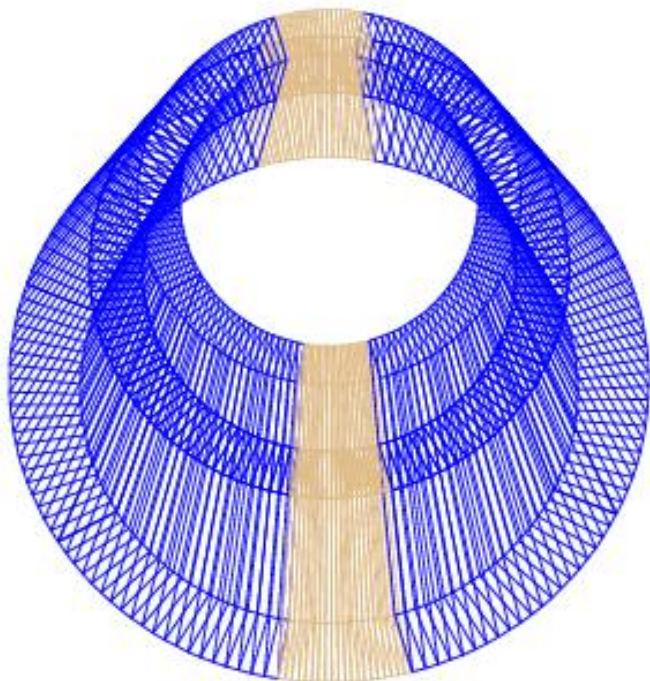
**The first Collaboration meeting  
of the MPD and BM@N experiments  
at the NICA Facility**

11 – 13 April 2018, VBLHEP – Dubna

Run `create_rootgeom_emc_v2.C`

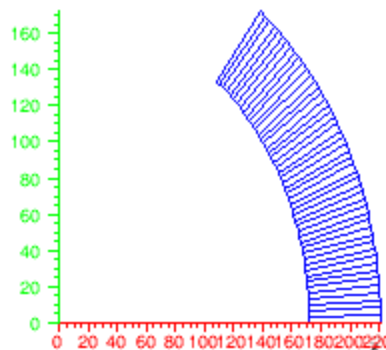
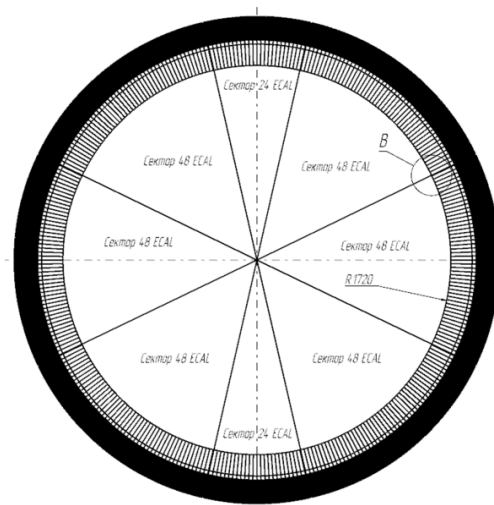


- ✓ Works with Root5.3x
- ✓ Corrected base FairModule.cxx file thanks to A. Zinchenko to suppress track break passing through the segmented cylindrical volumes



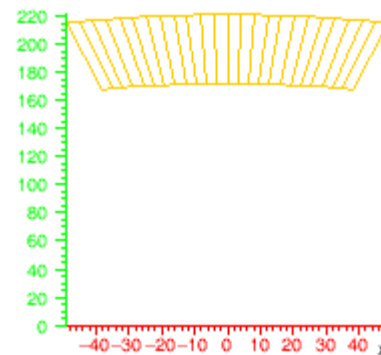
EMC Barrel

- $R_{in} = 172 \text{ cm}$ ,  $R_{out} = 221 \text{ cm}$
- $L = 2 \times 314 \text{ cm}$
- Division : 8 sectors at + Z and - Z
- Minimal weight :  $60 \times 10^3 \text{ kg}$
- No specific material implementation (Air)



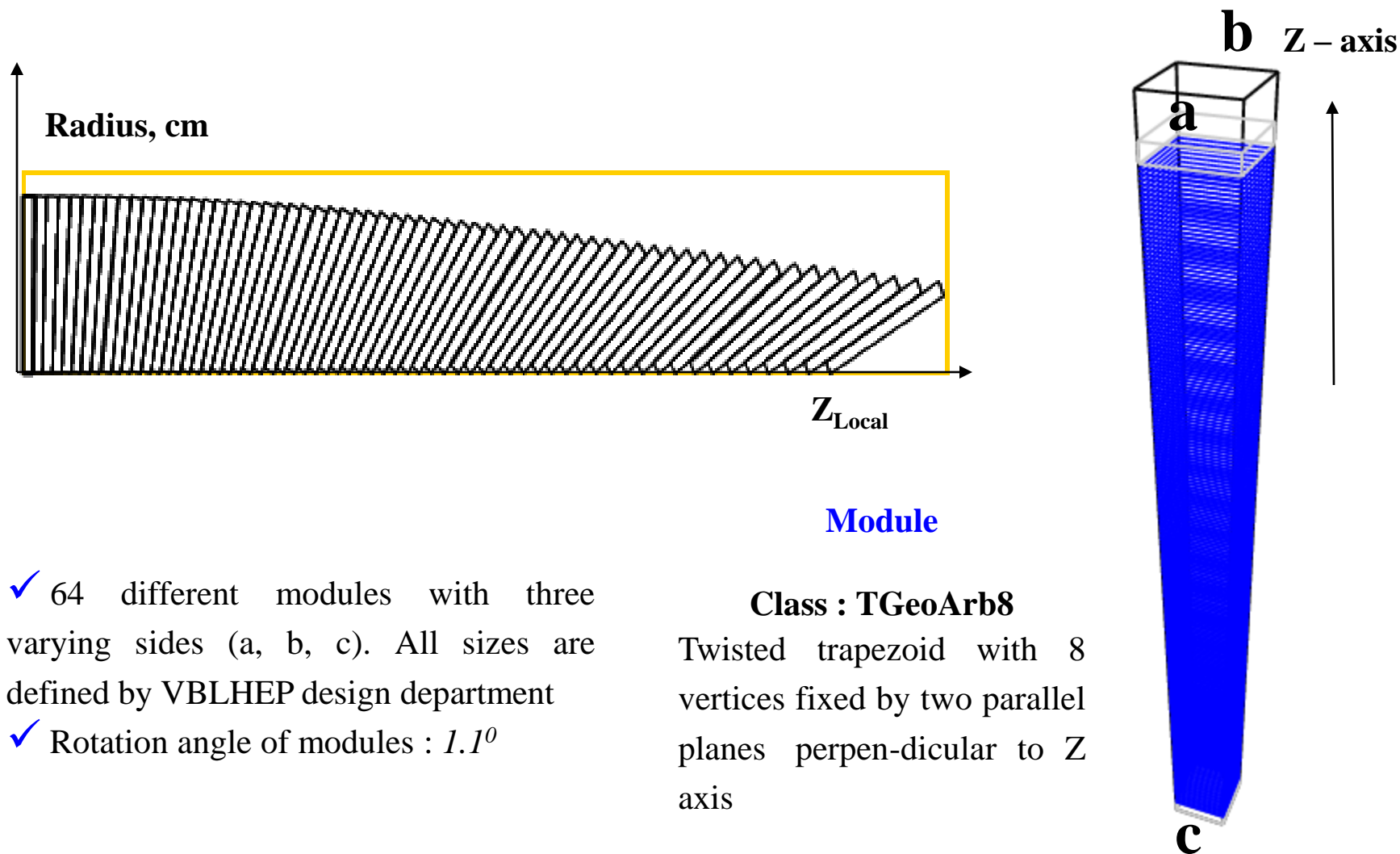
Large sector

- ✓ Number of modules : 48
- ✓ Coverage angle :  $51.2^\circ$



Small sector

- ✓ Number of modules : 24
- ✓ Coverage angle :  $26.1^\circ$

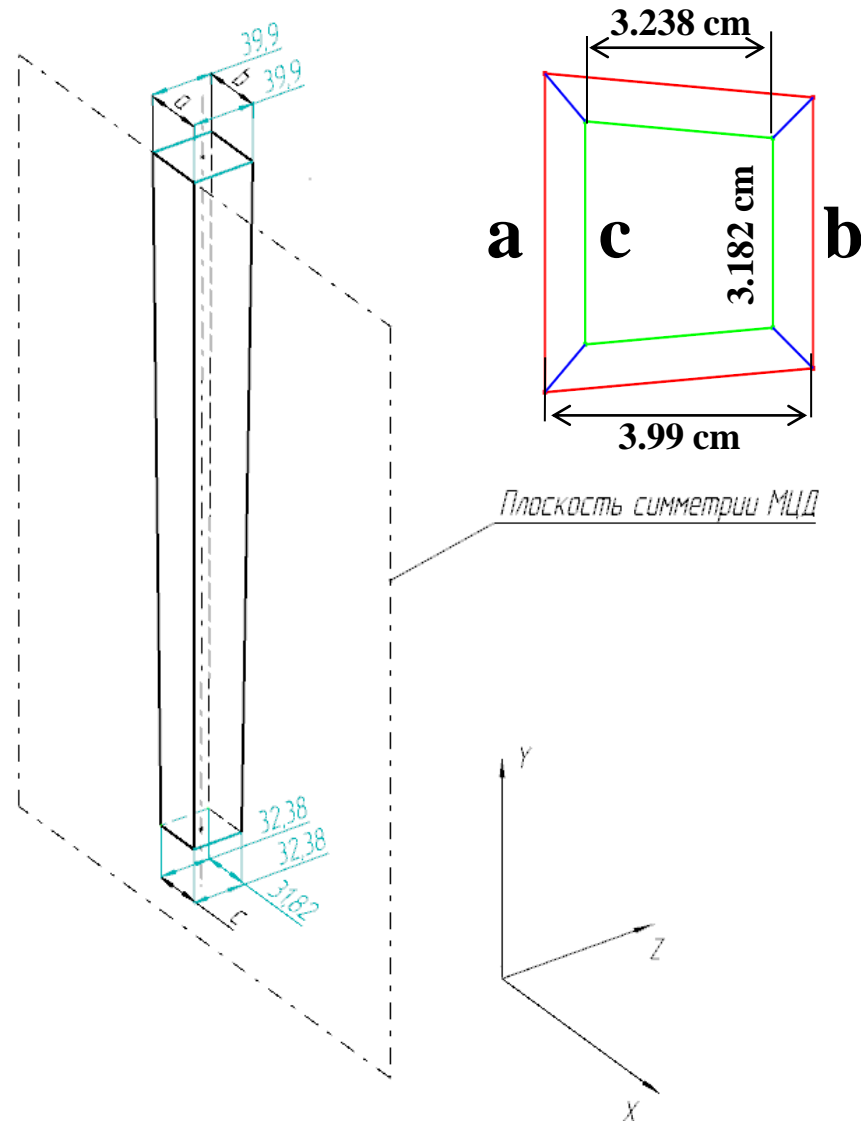


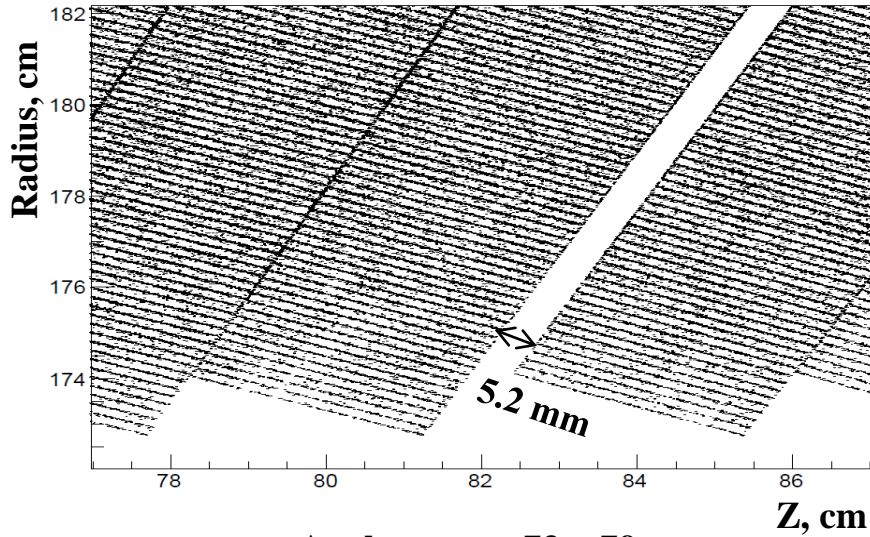
✓ 64 different modules with three varying sides (a, b, c). All sizes are defined by VBLHEP design department

✓ Rotation angle of modules :  $1.1^\circ$

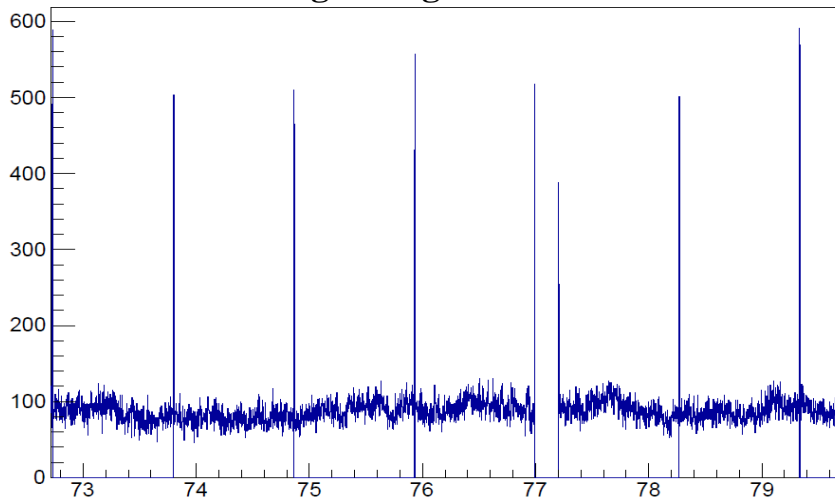
## EMC module

- ✓ Total number of modules : 43008
- ✓ Longitudinal size : 43.095 cm
- ✓ Each module has 221 Pb ( $h = 0.3$  mm) plates and 221 (FscScint –  $C_9H_{10}$ ,  $h = 1.5$  mm)
- ✓ Module is fixed by two plates on top and bottom (Kapton –  $N_2C_{22}H_{10}O_5$ ,  $h = 8$  mm)
- ✓ Correction in MpdEmc.cxx : sensitive volume is scintillation plate
- ✓ A huge number of nodes :  
 $444 \times 43000 \sim 19 \times 10^6$
- ✓ EMC geometry is stored in ROOT – file  
(emc\_v2.root)

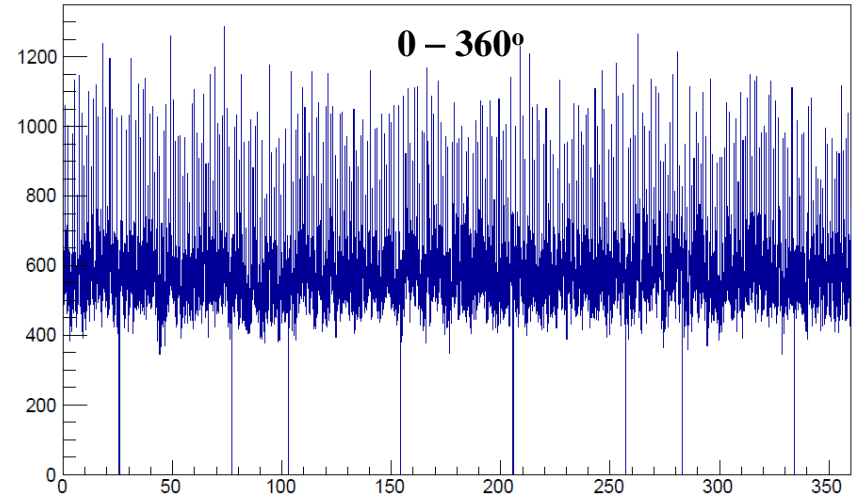




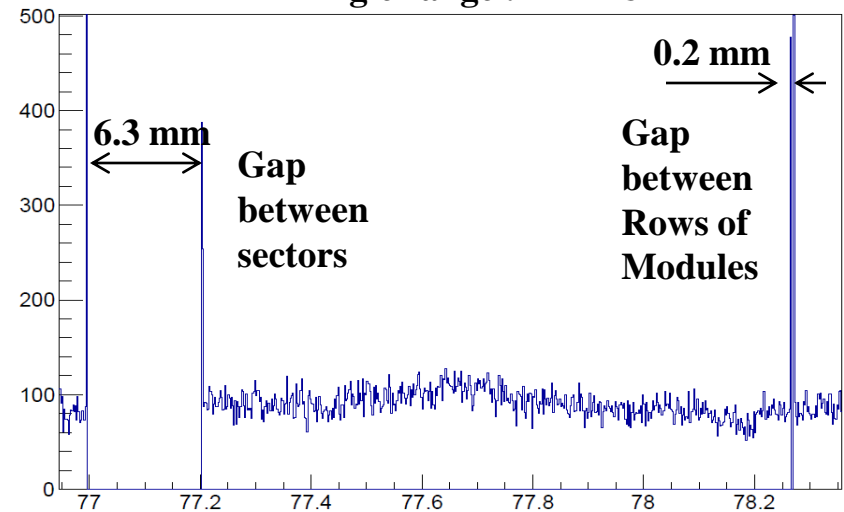
Angle range : 73 – 79°



$\phi$ , degrees



Angle range : 77 – 78°



Gap between sectors

Gap between Rows of Modules

✓ Class structure :

`MpdEmcGeoParams`

`MpdEmcHitCreation / MpdEmcHit`

✓ `MpdEmcGeoParams` defines parameters of the center of each EMC module (`fRhoCenter`, `fZCenter`, `fPhiCenter`, `fThetaCenter`) directly from ROOT-file

✓ ROOT function `FindNode` works not correct

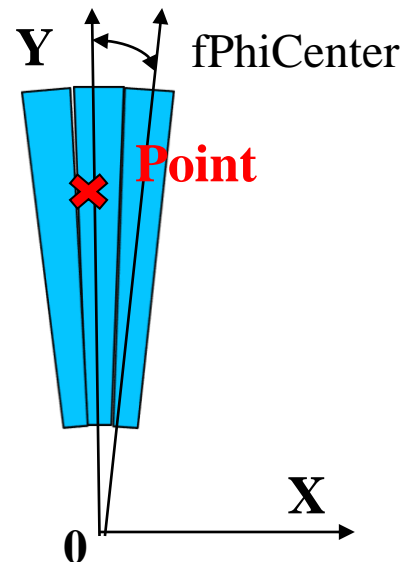
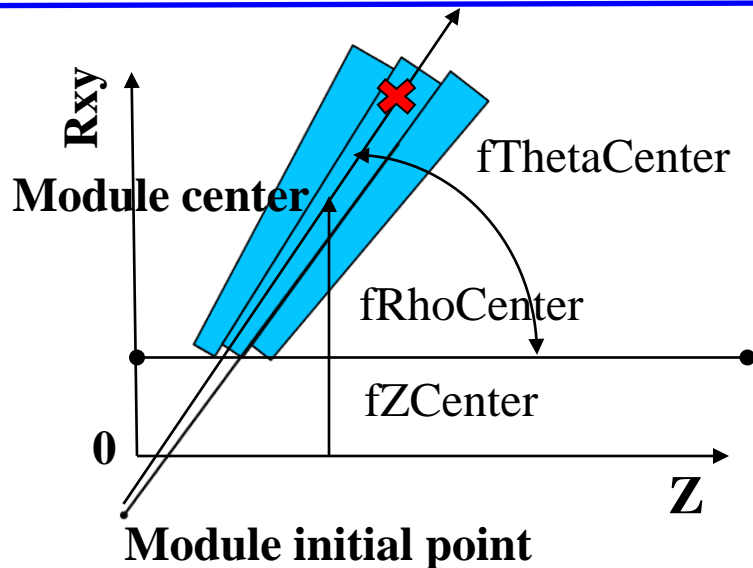
✓ Constructed special function which relates point to the corresponding module by minimal angle (in  $\phi$  and  $\theta$ ) between module axis and direction to the point and merges all points in active element to hit

✓ Each hit (`MpdEmcHit`) is described by geometrical parameters (module center) + special numbers defined this geometry:

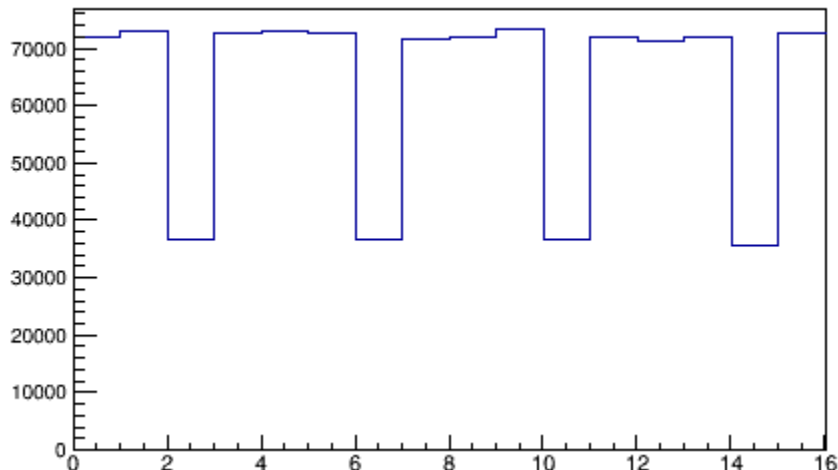
`fSecId` – sector number

`fRowId` – number in XY plane

`fModId` – number along OZ plane

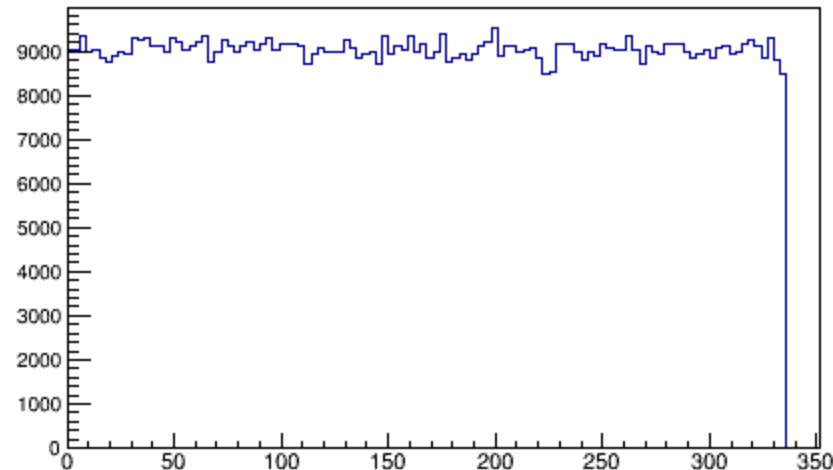


MpdEmcHit.fSecId



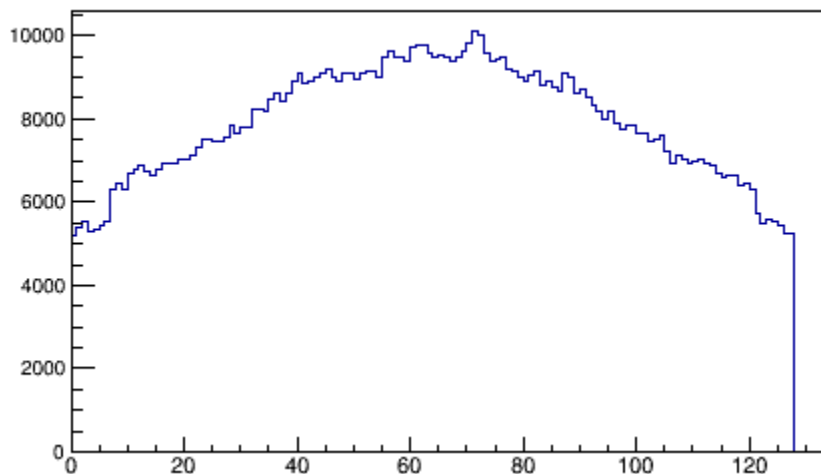
Sectors : 0 - 7 at  $Z > 0$  area; 8 - 15 at  $Z < 0$

MpdEmcHit.fRowId



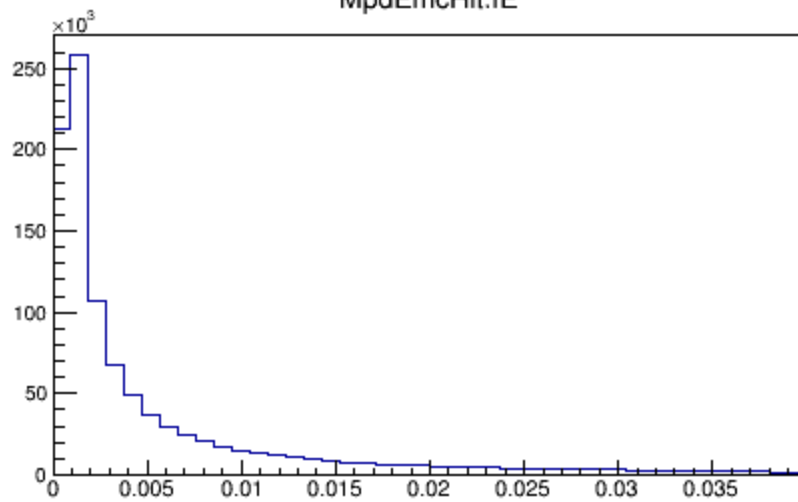
Rows : counterclockwise enumeration ( 0 ÷ 335)

MpdEmcHit.fModId



Line : 0 - 63 at  $Z < 0$  area; 64 - 127 at  $Z > 0$

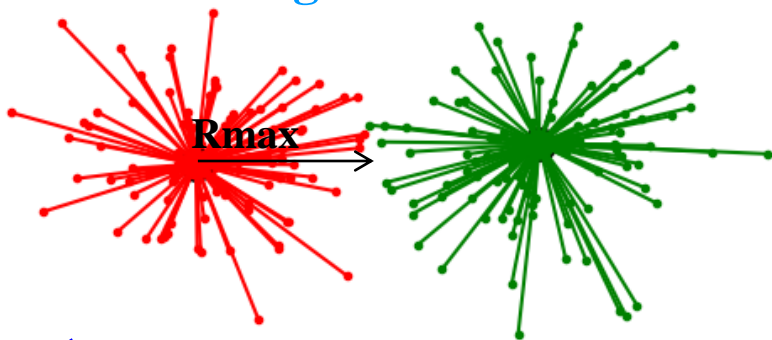
MpdEmcHit.fE



Hit energy from  $\gamma$ 's (GeV)



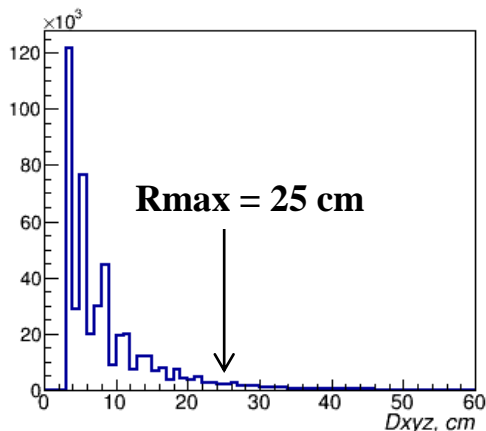
## Algorithm 1



## Algorithm 2

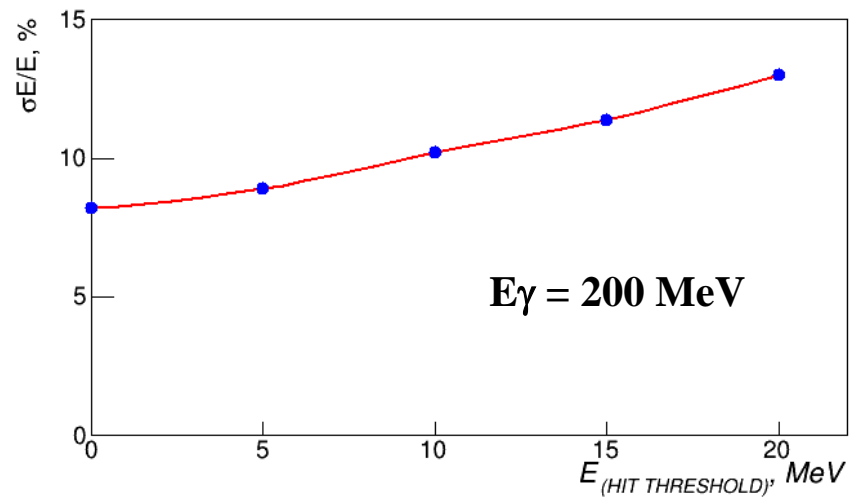
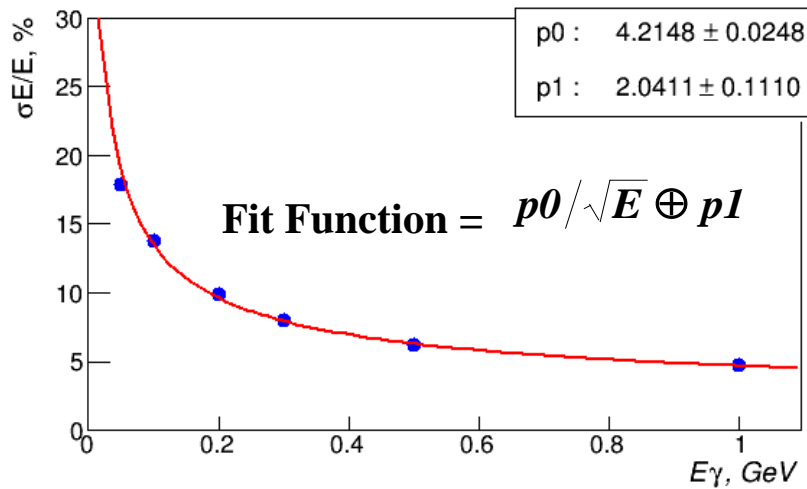
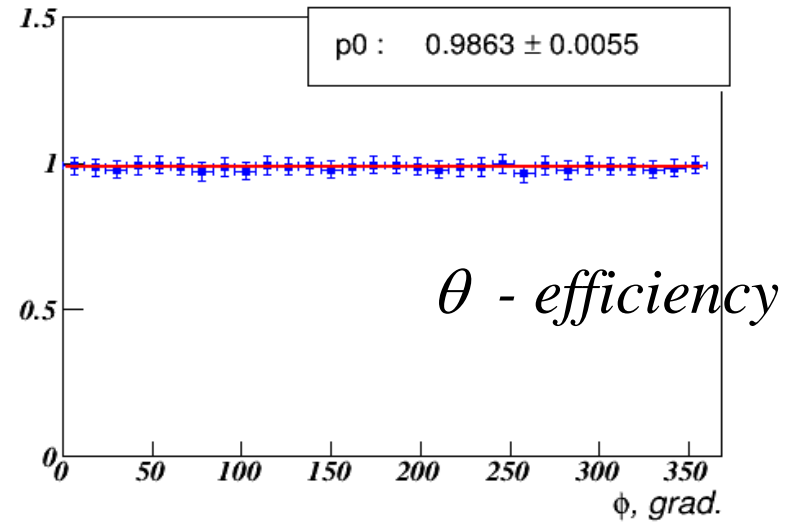
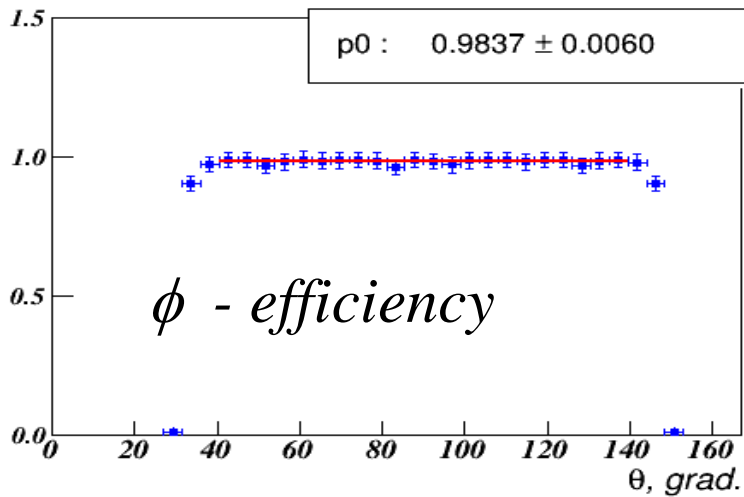
	×												
		×	×	×									
		×	×	×	×								
					×								

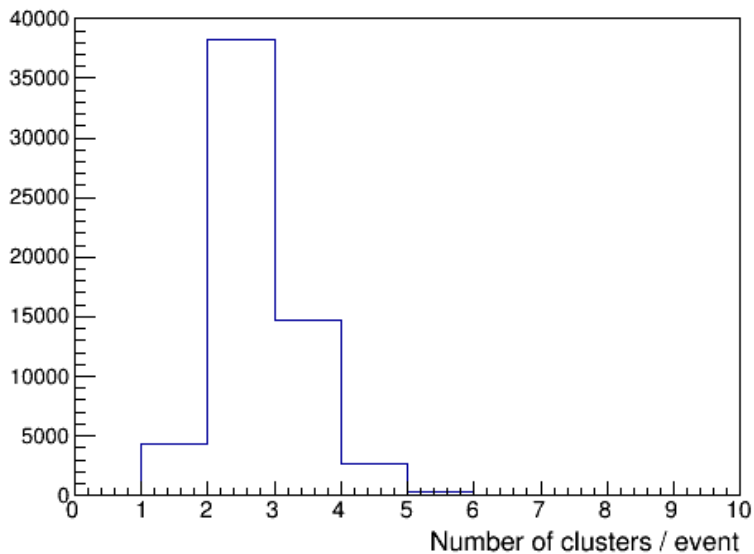
- ✓ Class structure : `MpdEmcClusterCreation` / `MpdEmcCluster`
- ✓ `MpdEmcClusterCreation *EmcCluster = new MpdEmcClusterCreation();`
  - `EmcCluster->SetAlgorithmNumber(1);` // Algorithm number
  - `EmcCluster->SetEnergyThreshold(1.5);` // Threshold for each hit (MeV)



- ✓ Both algorithms are merging hits into cluster around hit with maximal energy
- ✓ First algorithm sums hits inside  $D_{xyz} < R_{max}$ :
  - `EmcCluster->SetMaxClusterRadius(Rmax)`
- ✓ Second algorithm based on a module frame :
  - `EmcCluster->SetClusterFrame(nRow, nLine),`  
for analysis we used `nRow = 4, nLine = 3`
- ✓ No common hits in different clusters

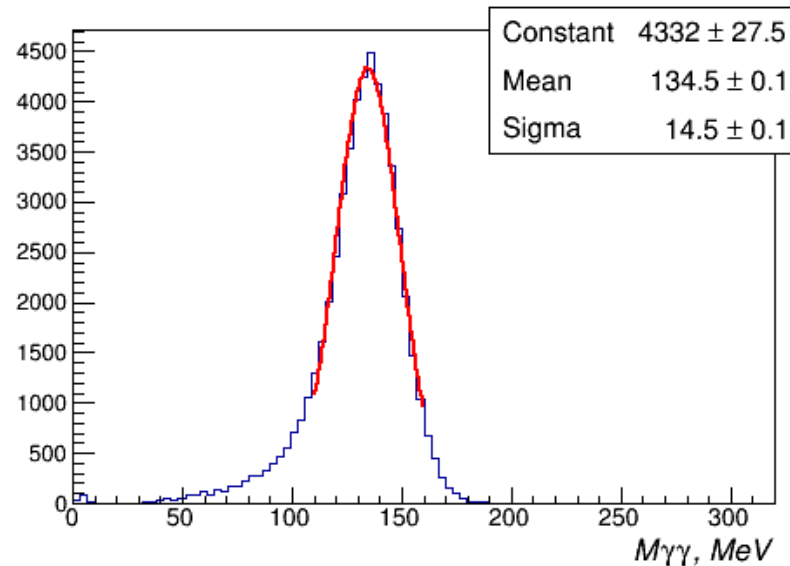
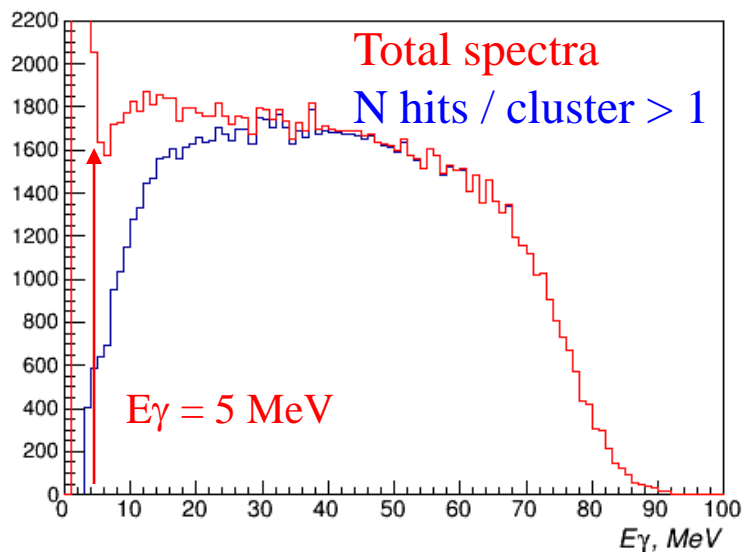
$E_\gamma = 200 \text{ MeV}$





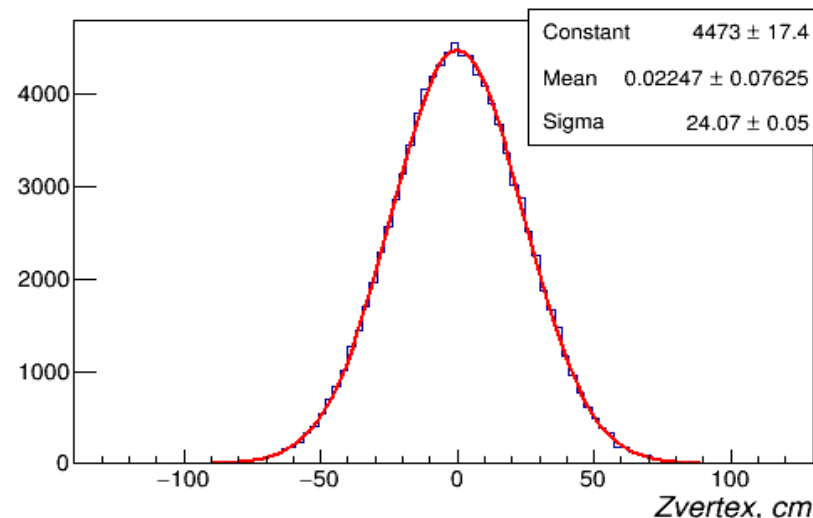
- ✓  $\pi^0$  is produced by BOX – generator at momentum  $p = 200 \text{ MeV}/c$
- ✓ To obtain  $\pi^0$  we asked two neutral clusters in EMC giving mass close to it's nominal
- ✓  $\pi^0$  invariant mass can be used for EMC energy calibration (calibration coefficient  $\sim 2.96$ )

$\sigma M_{\gamma\gamma} / M_{\gamma\gamma} \sim 10.8 \%, E_{\gamma} > 5 \text{ MeV}$

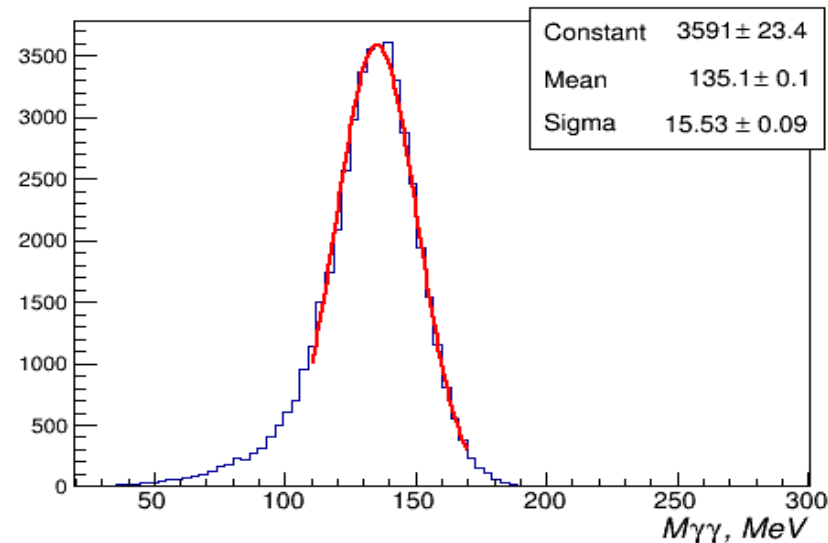
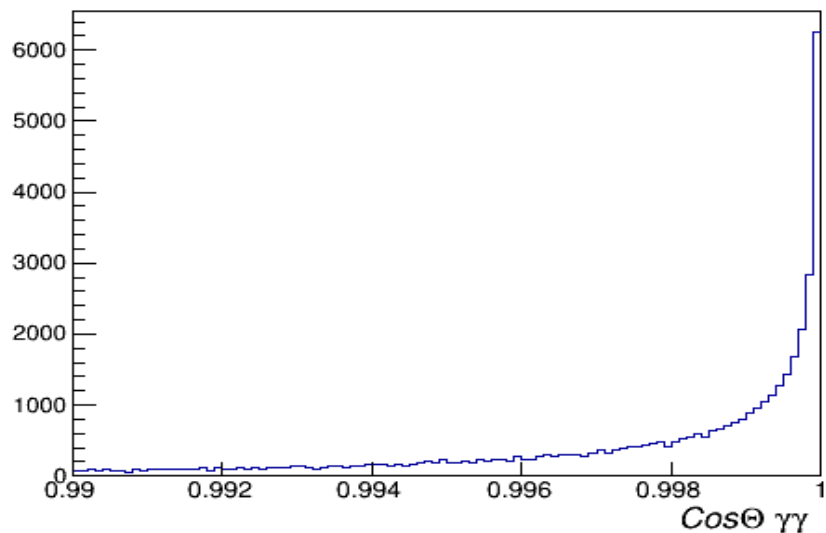


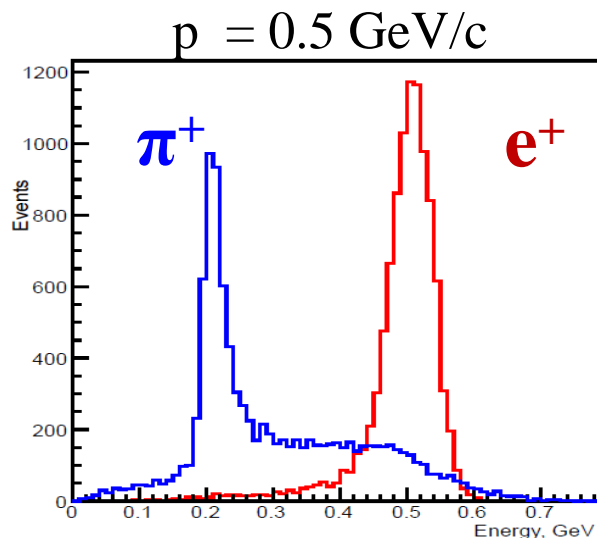
- NICA collider rings :
  - Rms Z (at bunch length 60 cm) : 24 cm
- Rms X = Rms Y = 0.0 cm
- Gaussian smearing of  $\pi^0$  vertex along Z - axis

$\text{Cos } \theta_{\gamma\gamma}$  - angle between cluster and real  $\gamma$  directions

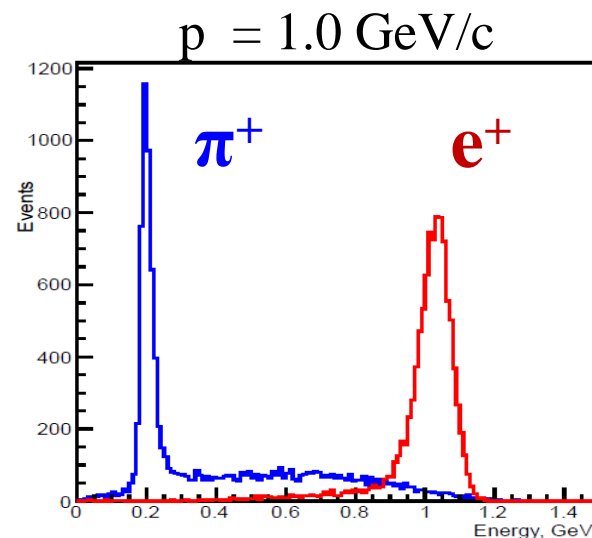


$\sigma_{M\gamma\gamma} / M_{\gamma\gamma} \sim 11.5 \%$ ,  $E_{\gamma} > 5 \text{ MeV}$



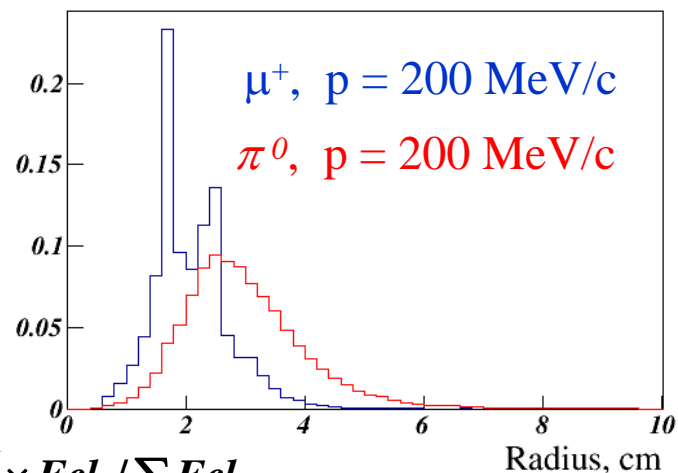


$\pi^+$  contamination in  $e^+$  – 15%



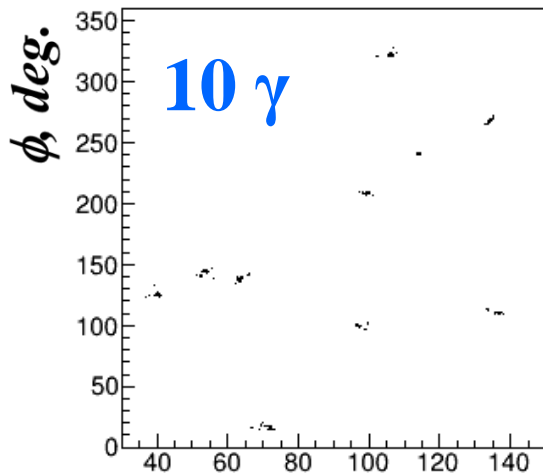
$\pi^+$  contamination in  $e^+$  – 5%

- ✓ Cluster weighted radius (in Root file)
- ✓ Defined for cluster with hit number > 1
- ✓ Possible way to select different particles

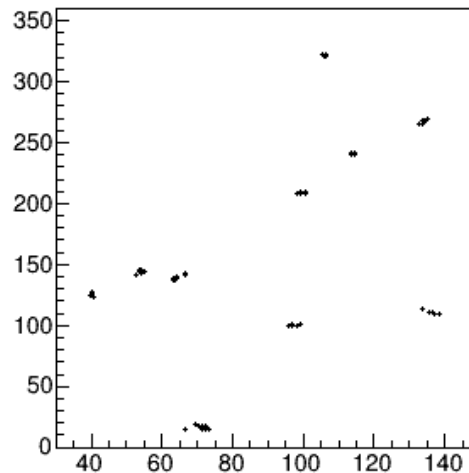


$$Rcl = \sum_i \sqrt{Rcl_{xyz} \times (\theta_i - \theta_{cl})^2 + Rcl_{xy} \times (\phi_i - \phi_{cl})} \times Ecl_i / \sum_i Ecl_i$$

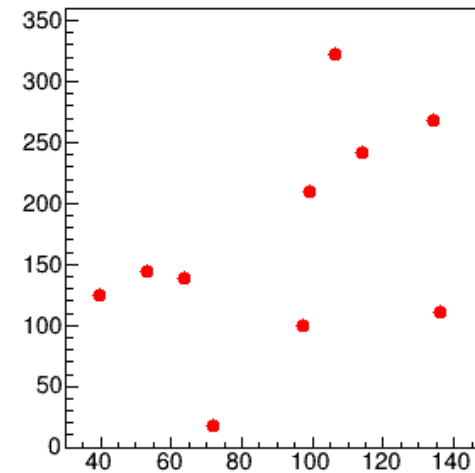
**GEANT points – 1623**



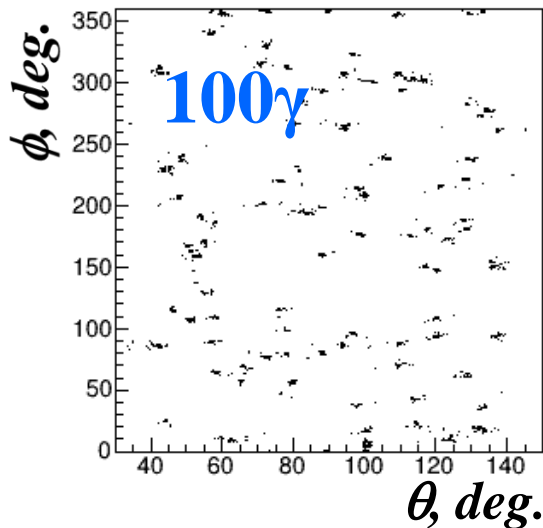
**Hits – 63**



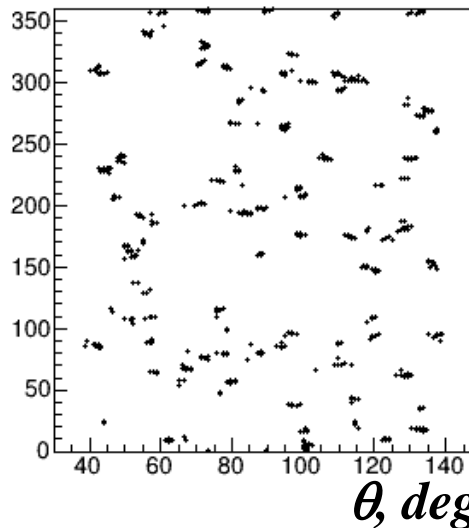
**Clusters – 10**



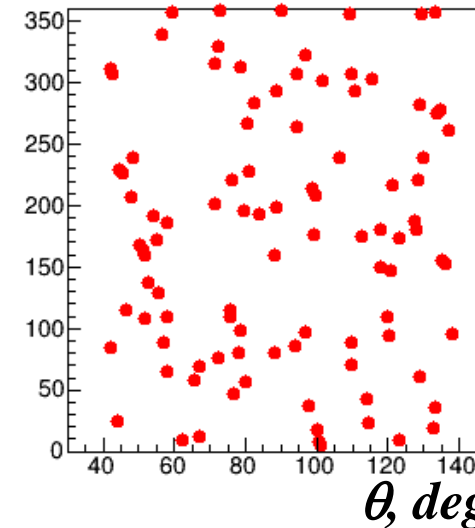
**GEANT points – 16042**



**Hits – 537**



**Clusters – 97**



1

Quasi-spherical ROOT - geometry is implemented to MpdRoot software. Additional soft for hit and cluster production are created and tested with simple MC generator. Installation of FairSoft and MpdRoot at ITEP computer server allowed us to work independently. Despite this, our software is transferred on nc2.jinr.ru (VBLHEP)

2

Current EMC geometry is proposed by the [VBLHEP Design Department](#). Also, there is another offer from [Progresstech – Dubna](#) engineering consulting services (more number of modules: 43264, more spherical geometry, other module design, etc.)

3

Other important work, which must be done: more sophisticated algorithm for clustering; implement new / existed algorithm of track to cluster association procedure and etc.

4

For simple MC calculations and software adjustment it is possible to use ITEP computer server. But real future physical event (Au Au interaction / QGSM – model) we need more powerful farms, which we did not use yet

5

A lot of other organization work should be done: cooperation with analysis groups in MC study for MPD / NICA physics; search of support from «Kurchatov Institute» / ITEP / JINR (till now this activity is not in plans)

Thank You