



EqDb Naming and Numbering Convention

Michalina Milewicz-Zalewska, milevich@jinr.ru, +7(496) 216-36-71

Sector No.3, Department No.3, Veksler and Baldin Laboratory of High Energy Physics, JINR

What is EqDb ?



„Equipment Database - an information system designed to support construction, assembly, and operation of complex equipment in scientific experiments, e.g. detectors in high-energy physics.”[1]

[1] M. Peryt, T. Traczyk, (Nov 27, 2018), Contribution to: NICA days 2017, 685-688

What is EqDb ?



„Equipment Database - an information system designed to support construction, assembly, and operation of complex equipment in scientific experiments, e.g. detectors in high-energy physics.” [1]

Based on the existing model from ALICE, CERN. [2]

[1] M. Peryt, T. Traczyk, (Nov 27, 2018), Contribution to: NICA days 2017, 685-688

[2] L. Betev EP/AIP, P.Chochula EP/AIT, Naming and Numbering Convention for the ALICE Detector Part Identification – Generic Scheme, ALICE-INT-2003-039, 2003


Why?



TO ORGANIZE

- All the existing systems and parts in order to simplify ordering and inventorying

Why?



TO ORGANIZE

- All the existing systems and parts in order to simplify ordering and inventorying

TO LOCALIZE

- Any defects in the system or missing parts required for work continuation

Why?



TO ORGANIZE

- All the existing systems and parts in order to simplify ordering and inventorying

TO LOCALIZE

- Any defects in the system or missing parts required for work continuation

TO IDENTIFY

- Malfunctioning parts during project operation or missing parts during construction

How?



UNIFIED NAMING AND NUMBERING

- It will allow to process data more efficiently

How?



UNIFIED
NAMING AND
NUMBERING

- It will allow to process data more efficiently

REGULAR
DATABASE
UPDATES

- To make EqDb as up to date as possible

Naming and numbering



1	2	3	4	5	6	7	8	9	10	11	12	13	14	15	16
1	S	C	S	W	U	T	H	F	O	1	2	3	4	5	6

1 – EXPERIMENT CODE

2,3,4 – SUBDETECTOR OR SYSTEM CODE

5,6,7 – GROUP CODE

8 – COMPONENT CLASS

9, 10 – COMPONENT TYPE

11-16 – PART NUMBER

How can someone remember this? You don't have to!



Appendix V
application
will do this for
you offline

Developed by Adam
Biegański and Jakub
Mrówczyński (WUT)
during TeFeNICA
Student's Practice, 2019

How can someone remember this? You don't have to!



Appendix V
application
will do this for
you offline

Developed by Adam
Biegański and Jakub
Mrówczyński (WUT)
during TeFeNICA
Student's Practice, 2019

21:25

Appendix V

GENERATE READ CODE LIST

NICA JINR

Detector: Multi-Purpose Detector

SD or SS: Slow Control System

Group: WARSAW UNIVERSITY OF TE

Class: Hardware

Component: Fiber Optics

GENERATE CODE

Component ID: **1SCSWUTHFO**

21:25

Appendix V

GENERATE READ CODE LIST

NICA JINR

Enter Component ID: 1scswuthco

APPLY

Detector: Multi-Purpose Detector

SD or SS: Slow Control System

Group: WARSAW UNIVERSITY OF TECHNOLOGY

Class: Hardware

Component: Covers

21:25

Appendix V

GENERATE READ CODE LIST

NICA JINR

Compon..

CA - Cables

CB - Certificates-bookware

CN - Connectors

CO - Covers

CS - Codes Software

DS - Drivers Software

Appendix V

- GENERATE
- READ
- CODE LIST



Detector Multi-Purpose Detector

SD or SS Slow Control System

Group WARSAW UNIVERSITY OF TE

Class Hardware

Component Fiber Optics

GENERATE CODE

Component ID: **1SCSWUTHFO**

Appendix V

GENERATE READ CODE LIST



Detector: Multi-Purpose Detector
 SD or SS: Slow Control System
 Group: WARSAW UNIVERSITY OF TE
 Class: Hardware
 Component: Fiber Optics

GENERATE CODE

Component ID: **1SCSWUTHFO**

Appendix V


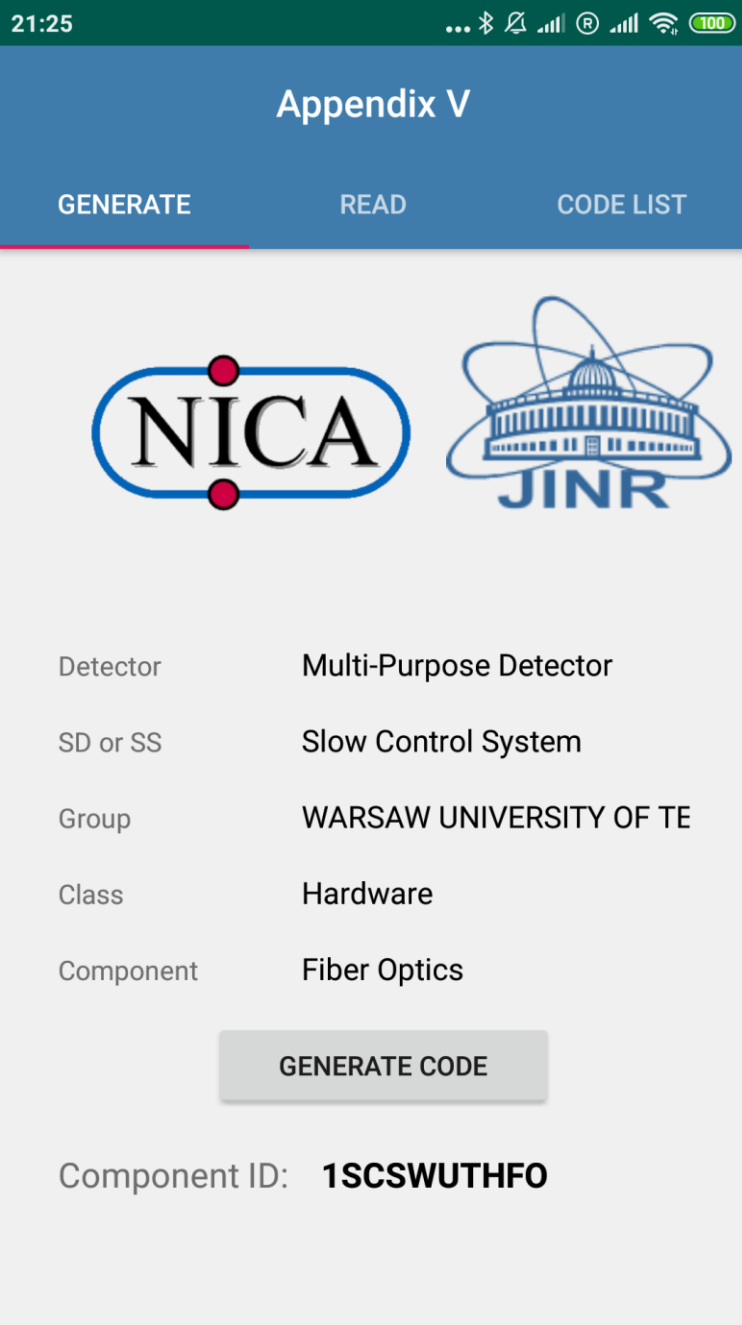
GENERATE READ CODE LIST



Enter Component ID: 1scswuthco

APPLY

Detector: Multi-Purpose Detector
 SD or SS: Slow Control System
 Group: WARSAW UNIVERSITY OF TECHNOLOGY
 Class: Hardware
 Component: Covers



What should you do next?



Create CSV file: name
of the component,
location, generated
code,
preferably number of
invoice

What should you do next?



Create CSV file:
name of the
component,
location, generated
code,
preferably number
of invoice



Pass the
file to the
EqDb
operator

What should you do next?

Create CSV file:
name of the
component, location,
generated code,
preferably number of
invoice



Pass the
file to the
EqDb
operator



Print label,
attach it
and make
sure to
update
EqDb when
something
changes



What should you do next?


Create CSV file:
name of the
component, location,
generated code,
preferably number of
invoice



Pass the
file to the
EqDb
operator



Print label,
attach it
and make
sure to
update
EqDb when
something
changes



Any help needed?



Yes! We need your personnel!

- Speaks or at least understands English
- Knows how to use a smartphone is an advantage
- Is organised



Thank you for your attention!

Michalina Milewicz-Zalewska

milevich@jinr.ru +7(496) 216-36-71 k. 215 room 327

Sector No.3, Department No.3, Veksler and Baldin Laboratory of High Energy Physics, JINR